

KLIK
KLIK
KLAK
KLAK
MAGNETIC
MAGNETIC
SYSTEM
SYSTEM

~~LOGICA~~




QUICK & EASY

SISTEMA MAGNETICO/ MAGNETIC SYSTEM

Un sistema completo che si inserisce in maniera minimale negli spazi abitativi e commerciali rendendo la luce parte integrante del design. Declinabile in diverse tipologie di installazione (incasso a raso, a soffitto ed a sospensione) con la possibile aggiunta di curve, si adatta a qualsiasi superficie. L'inserimento dei corpi illuminanti a 24V con fissaggio magnetico completa il sistema, spaziando da un orientabile 15W a sorgenti puntiformi fisse e orientabili fino a profili con SMD per luce diffusa.

It's a complete range which discreetly steps into residential or commercial environments making light a fundamental part of the whole design project. The system can be applied for several applications (recessed, ceiling mounted or suspended) and thanks to its corner accessories it's suitable for any kind of surface. The availability of several 24V lighting fittings with magnetic fastening completes the system. The lighting fittings which can be installed include: a 15W spot-light, some fixed or adjustable lighting dots and some profiles mounting SMD Led for general lighting.

KLIK_KLAK



**PROFILO MAGNETICO
MAGNETIC TRACK**

Profilo magnetico compatto in alluminio estruso disponibile in bianco o nero da 1m o 2m
Compact magnetic track in extruded aluminium available in black or white and by 1m or 2m

**CURVA 90°
90° CORNER**

Curva 90° in alluminio estruso con relativi spinotti di connessione
90° corner in extruded aluminium with relative 3-pins connectors

**CURVA ANGOLO
INTERNO 90°
INNER 90° CORNER**

Curva angolo interno 90° in alluminio estruso con relativi spinotti di connessione
90° inner corner in extruded aluminium with relative 3-pins connectors

**CURVA ANGOLO
ESTERNO 90°
OUTER 90° CORNER**

Curva angolo esterno 90° in alluminio estruso con relativi spinotti di connessione
90° outer corner in extruded aluminium with relative 3-pins connectors

**PROIETTORE
SPOT-LIGHT**

Proiettore Orientabile a fissaggio magnetico
15W 36° 3000K
CRI90 – COB OSRAM
Adjustable Spot-Light with magnetic fastening
15W 36° 3000K
CRI90 – COB OSRAM

**PUNIFORME
DOTS**

Inseri fissi a fissaggio magnetico
3W-6W-12W 34° 3000K
CRI90 – COB OSRAM
Fixed dots with magnetic fastening
3W-6W-12W 34° 3000K
CRI90 – COB OSRAM

**PUNIFORME ORIENTABILE
ADJUSTABLE DOTS**

Inseri orientabili a fissaggio magnetico
3W-6W-12W 34° 3000K
CRI90 – COB OSRAM
Adjustable dots with magnetic fastening
3W-6W-12W 34° 3000K
CRI90 – COB OSRAM

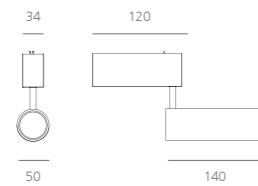
**LUCE DIFFUSA
GENERAL LIGHTING**

Profili a fissaggio magnetico per illuminazione diffusa
10W-20W-30W 90° 3000K
CRI90 – COB OSRAM
Profiles with magnetic fastening for general lighting
10W-20W-30W 90° 3000K
CRI90 – COB OSRAM






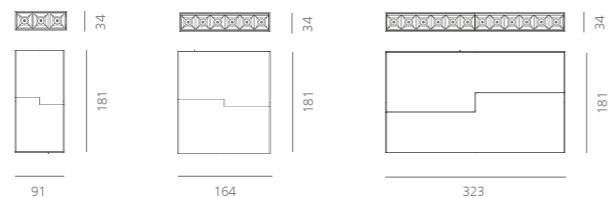
CODE	FINISHING	BEAM	VOLT	WATT	KELVIN	LED	LUMEN	CRI	PF
41111	Nero/Black	36°	24V	15W	3000°K	OSRAM	975	>90	>0,5
41112	Bianco/White	36°	24V	15W	3000°K	OSRAM	975	>90	>0,5



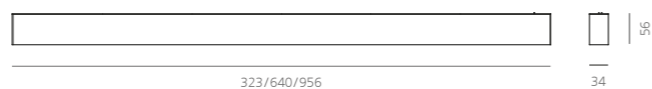
CODE	FINISHING	BEAM	VOLT	WATT	KELVIN	LED	LUMEN	CRI	PF
41119	Nero/Black	34°	24V	3x1W	3000°K	OSRAM	255	>90	>0,5
41122	Bianco/White	34°	24V	3x1W	3000°K	OSRAM	255	>90	>0,5
41120	Nero/Black	34°	24V	6x1W	3000°K	OSRAM	510	>90	>0,5
41123	Bianco/White	34°	24V	6x1W	3000°K	OSRAM	510	>90	>0,5
41121	Nero/Black	34°	24V	12x1W	3000°K	OSRAM	1020	>90	>0,5
41124	Bianco/White	34°	24V	12x1W	3000°K	OSRAM	1020	>90	>0,5



CODE	FINISHING	BEAM	VOLT	WATT	KELVIN	LED	LUMEN	CRI	PF
41125	Nero/Black	34°	24V	3x1W	3000°K	OSRAM	255	>90	>0,5
41128	Bianco/White	34°	24V	3x1W	3000°K	OSRAM	255	>90	>0,5
41126	Nero/Black	34°	24V	6x1W	3000°K	OSRAM	510	>90	>0,5
41129	Bianco/White	34°	24V	6x1W	3000°K	OSRAM	510	>90	>0,5
41127	Nero/Black	34°	24V	12x1W	3000°K	OSRAM	1020	>90	>0,5
41130	Bianco/White	34°	24V	12x1W	3000°K	OSRAM	1020	>90	>0,5




CODE	FINISHING	BEAM	VOLT	WATT	KELVIN	LED	LUMEN	CRI	PF
41113	Nero/Black	90°	24V	10W	3000°K	OSRAM	850	>90	>0,5
41116	Bianco/White	90°	24V	10W	3000°K	OSRAM	850	>90	>0,5
41114	Nero/Black	90°	24V	20W	3000°K	OSRAM	1700	>90	>0,5
41117	Bianco/White	90°	24V	20W	3000°K	OSRAM	1700	>90	>0,5
41115	Nero/Black	90°	24V	30W	3000°K	OSRAM	2550	>90	>0,9
41118	Bianco/White	90°	24V	30W	3000°K	OSRAM	2550	>90	>0,9



DRIVERS

CODE	FINISHING	DESCRIPTION
41109	Nero/Black	Struttura 1 mt in alluminio estruso con testate/1 mt extruded aluminium profile with end-caps
41110	Bianco/White	Struttura 1 mt in alluminio estruso con testate/1 mt extruded aluminium profile with end-caps
41144	Nero/Black	Struttura 2 mt in alluminio estruso con testate/2 mt extruded aluminium profile with end-caps
41145	Bianco/White	Struttura 2 mt in alluminio estruso con testate/2 mt extruded aluminium profile with end-caps
41146	Nero/Black	Copertura per rasatura 1 mt/1 mt mask for plasterboard thinning



CODE	FINISHING	DESCRIPTION
41136	Nero/Black	Angolo 90° con spinotti/90° corner with relative 3-pins connectors
41137	Bianco/White	Angolo 90° con spinotti/90° corner with relative 3-pins connectors

CODE	FINISHING	DESCRIPTION
41138	Nero/Black	Angolo 90° esterno con spinotti/Outer 90° corner with relative 3-pins connectors
41139	Bianco/White	Angolo 90° esterno con spinotti/Outer 90° corner with relative 3-pins connectors

CODE	FINISHING	DESCRIPTION
41140	Nero/Black	Angolo 90° interno con spinotti/Inner 90° corner with relative 3-pins connectors
41141	Bianco/White	Angolo 90° interno con spinotti/Inner 90° corner with relative 3-pins connectors

CODE	FINISHING	DESCRIPTION
41142	Nero/Black	Congiunzione elettrica con spinotti Linear 65mm electric connection with relative 3-pins connector
41143	Bianco/White	Congiunzione elettrica con spinotti Linear 65mm electric connection with relative 3-pins connector

CODE	FINISHING	DESCRIPTION
41131	Nero/Black	Kit staffe incasso (2 pz)/ Brackets for recessed installation (2 pcs)

CODE	FINISHING	DESCRIPTION
41132	Nero/Black	Sospensione (1 pz)/Suspension (1 pc)
41132/A	Nero/Black	Sospensione con cavo alimentazione (1 pz)/Suspension with electrical wire (1 pc)
41133	Bianco/White	Sospensione (1 pz)/Suspension (1 pc)
41133/A	Bianco/White	Sospensione con cavo alimentazione (1 pz)/Suspension with electrical wire (1 pc)

CODE	FINISHING	DESCRIPTION
41134	Nero/Black	Staffa connessione (2 pz)/Linear connection plate (2 pcs)
41135	Bianco/White	Staffa connessione (2 pz)/Linear connection plate (2 pcs)

CODE	DESCRIPTION	DIMENSIONS
22015	driver 50W 24V DC	99x82x30mm
22016	driver 100W 24V DC	129x97x30mm
22025	driver 150W 24V DC	160x95x30mm
22017	driver 200W 24V DC	215x115x30mm



LOGICA

Logica è un marchio di:



Marino Cristal S.p.A.
Via Guardia del Consiglio 29
47899 Serravalle - Rep. di San Marino
Tel. (+378) 0549-901188
Fax (+378) 0549-900612
www.marinocristal.com
email: marinocristal@marinocristal.com

